






| | | | | |
|------------------|--------------------|---------------|----------------------------|---------|
| Pilot Name _____ | Spotter Name _____ | Troop # _____ | Date Planned ___/___/___ | Mission |
| | | Patrol _____ | Date of Flight ___/___/___ | |


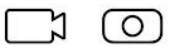

Hazards Legend

Mission Objectives

Actions Legend

| Actions | | | |
|---------|---|---|---|
| 1 | 2 | 3 | 4 |
| 5 | 6 | 7 | 8 |

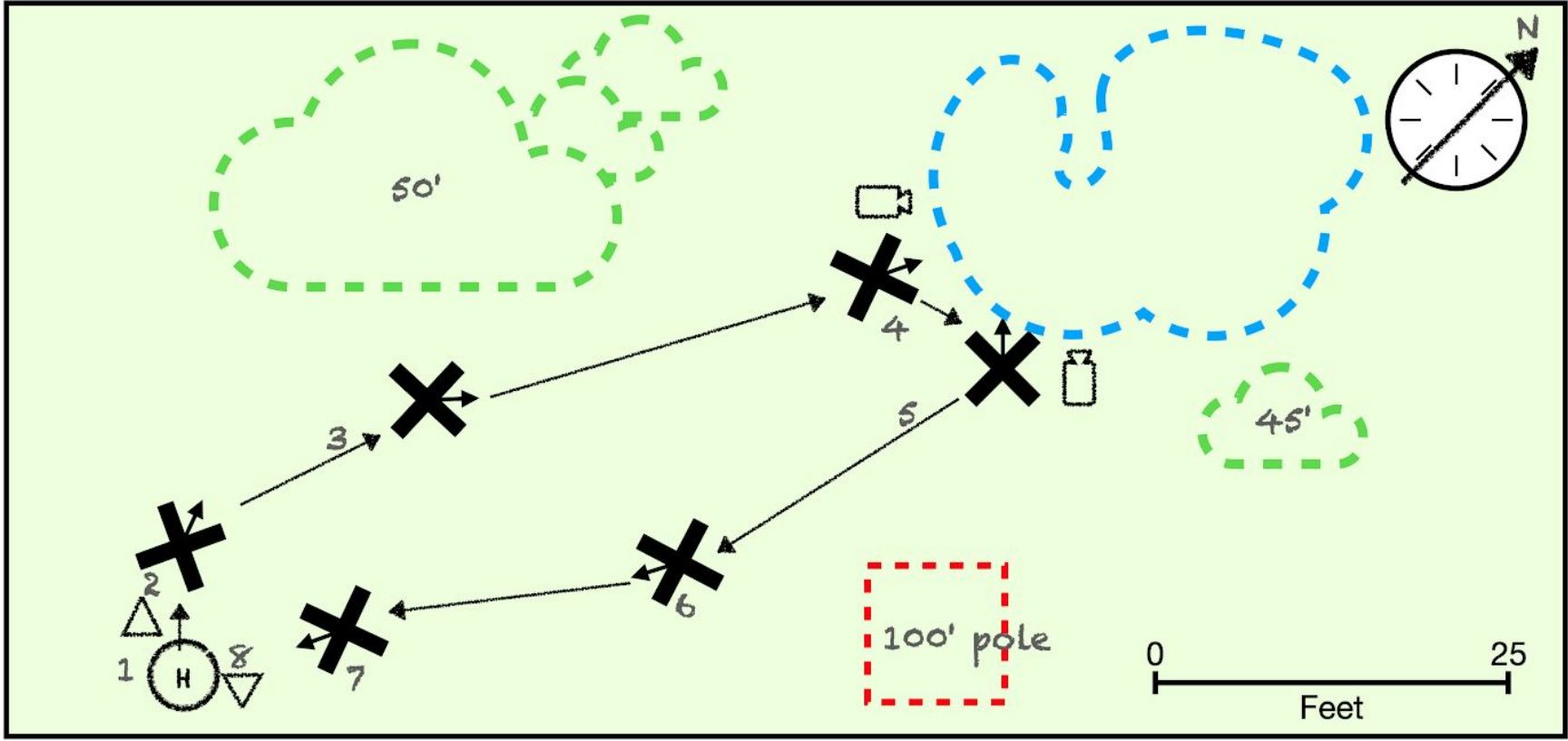
| | | | | |
|------------------------------|--------------------------------|-----------------------|--------------------------------|----------------------------|
| Pilot Name <u>Jane Smith</u> | Spotter Name <u>Mary Smith</u> | Troop # <u>155</u> | Date Planned <u>06/01/21</u> | Mission <u>Pond Photos</u> |
| | | Patrol <u>Webelos</u> | Date of Flight <u>06/03/21</u> | |

Hazards Legend

Mission Objectives

Safely take off the Raptor Drone with Owl eyes. Go to the pond and take 15 second video keeping the island in the picture. Rotate the aircraft and fly Home and Land

Actions Legend



Actions

| | | | |
|---|---|--|--|
| 1 Take-off and go up to 55' and hover | 2 Fly forward 20 feet and hover. | 3 Point aircraft camera forward towards the tree | 4 Rotate towards the pond and fly slow, Start camera recording |
| 5 Roll to right, and keep island in pic. Stop recording and rotate 180° | 6 Center Home in screen. Fly to home at 55' | 7 Slow down and lower drone to 20'. Hover | 8 Land drone back on landing pad. |

